



**District Report Card: 2017**


<b>State:</b> Maharashtra	<b>District:</b> Nanded
<b>Class:</b> 8	<b>Subject:</b> Language
<b>Schools:</b> 51	<b>Students:</b> 1322


**Participation/Coverage**


**Students**

<b>GENDER</b> 	Boys		Girls	
	Number	%	Number	%
	681	51.51	641	48.49

<b>AREA</b> 	Rural		Urban	
	Number	%	Number	%
	739	55.90	583	44.10

<b>CATEGORY</b> 	SC		ST		OBC		GEN	
	Number	%	Number	%	Number	%	Number	%
	257	19.44	114	8.62	446	33.74	505	38.20

<b>CWSN</b> 	LD	VI	HI	S&LD	ID	Oth
	2	15	0	1	2	52

<b>Management</b> 	Government		Government-aided	
	Number	%	Number	%
	237	17.93	1085	82.07

**Average Performance of Students in Language (%)**

Overall	Gender		Area		Management		Social Group			
	Male	Female	Rural	Urban	Govt.	Aided	SC	ST	OBC	GEN
59.50	58.01	61.07	57.74	61.72	60.45	59.29	59.84	57.43	59.01	60.21

### Performance on Learning Outcomes (LOs)

Learning Outcomes	Description	Average Performance(%)
L813	Read textual/non-textual materials with comprehension and identifies the details, characters, main idea and sequence of ideas and events while reading	59.50

Range of Performance of Students who Answered Correctly							
Below 30%		30% - 50%		50% - 75%		Above 75%	
Number	%	Number	%	Number	%	Number	%
139	10.51	287	21.71	591	44.70	305	23.07

### Lowest Performing Learning Outcomes (LOs)

1 - Read textual/non-textual materials with comprehension and identifies the details, characters, main idea and sequence of ideas and events while reading (59.50)